



Features

- ◇ For IF SAW filter
- ◇ High attenuation
- ◇ Single-ended operation
- ◇ Dual In-line Package
- ◇ No matching required for operation at 50Ω
- ◇ RoHS compliant (2002/95/EC), Pb-free

Specifications

Parameter	Unit	Minimum	Typical	Maximum
Center Frequency	MHz	139.8	140	140.2
Insertion Loss	dB	-	24	30
3 dB Bandwidth	MHz	11.9	11.98	-
Passband Variation	dB	-	0.9	1.5
Absolute Delay	usec	-	3.39	4
Ultimate Rejection	$f_0 \pm 6.4\text{MHz}$	dB	35	-
	$f_0 \pm 6.6\text{MHz}$	dB	45	-
	$f_0 \pm 7\text{MHz}$	dB	50	-
	$f_0 \pm 11\text{MHz}$	dB	50	-
Material Temperature coefficient	KHz/°C	-13.16		
Substrate Material	-	YZ LN		
Ambient Temperature	°C	25		
Operating Temperature Range	°C	-40	-	+85
Storage Temperature Range	°C	-45	-	+105
DC Voltage	V	0		
Input Power	dBm	-	-	10
ESD Class	-	1A		
Package Size	DIP3512 (35.0x12.8x4.7mm ³)			

Notes:

1. All specifications are based on the test circuit shown;
2. In production, all specifications are measured by Agilent Network analyzer and full 2 port calibration at room temperature;
3. Electrical margin has been built into the design to account for the variations due to temperature drift and manufacturing tolerances;
4. This is the optimum impedance in order to achieve the performance show.

	SIPAT Co., Ltd. (CETC No.26 Research Institute) #14 Nanping Huayuan Road, Chongqing, China, 400060	Part Number	LBN140A37	
		Rev. Date	2009-07-30	
		Ver.	1.0	Page 1/3

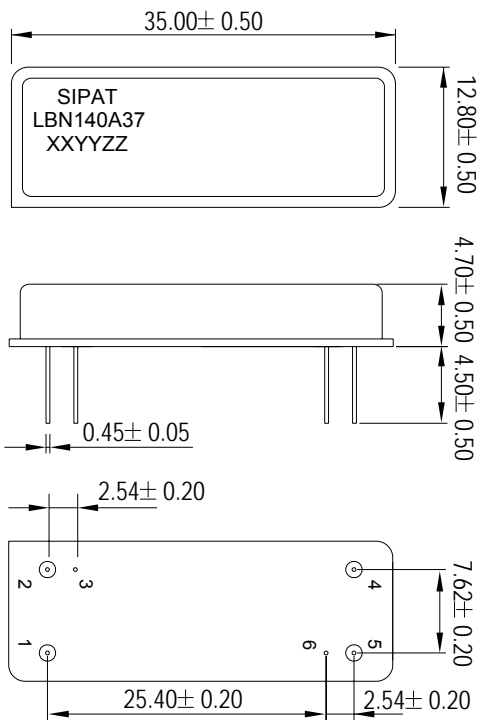
Matching Configuration



Source/Load Impedance=50 ohm

Notes - Component values may change depending on board layout.

Package Dimension



Pad Configuration:

Input 1
Output 5
Ground All Others

Marking Configuration:

- 1) SIPAT: Manufacturer Name
- 2) LBN140A37: Part Number
- 3) XXYY: Date(Year/month)
- 4) ZZ: Identified Code

Package: DIP3512

Unit: mm



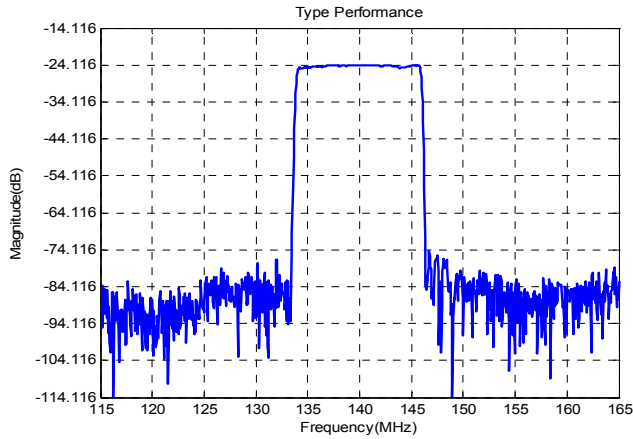
SIPAT Co., Ltd.
(CETC No.26 Research Institute)
#14 Nanping Huayuan Road,
Chongqing, China, 400060

Part Number	LBN140A37	
Rev. Date	2009-07-30	
Ver.	1.0	Page 2/3



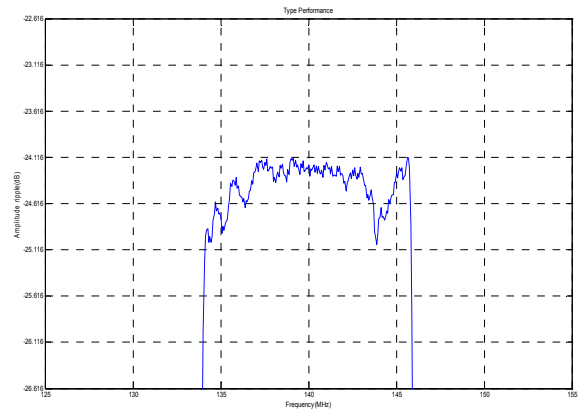
Typical Performance

Frequency Respond



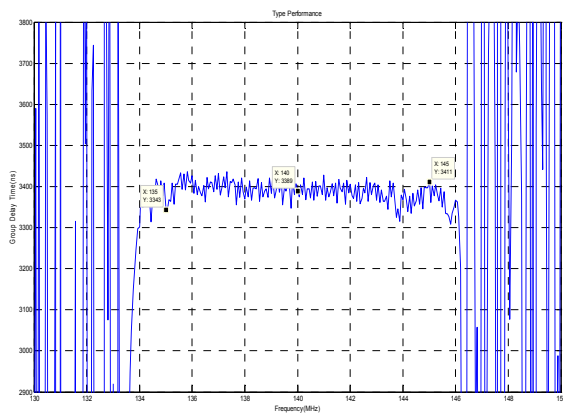
Horizontal: 5MHz/Div Vertical: 10dB/Div

Passband Respond



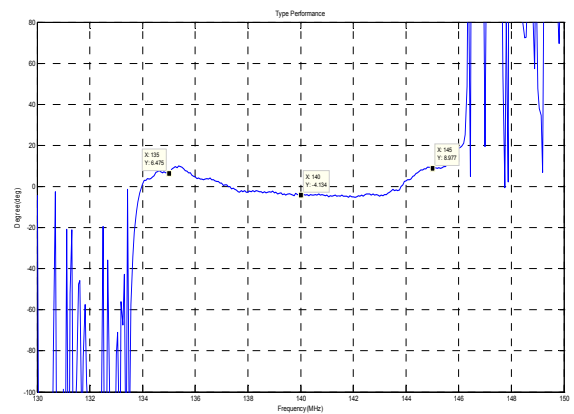
Horizontal: 5MHz/Div Vertical: 0.5dB/Div

Group Delay Variation($f_0 \pm 5\text{MHz}$)



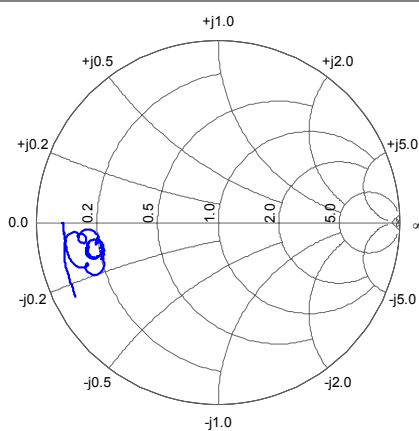
Horizontal: 2MHz/Div Vertical: 100ns/Div

Phase Linearity($f_0 \pm 5\text{MHz}$)

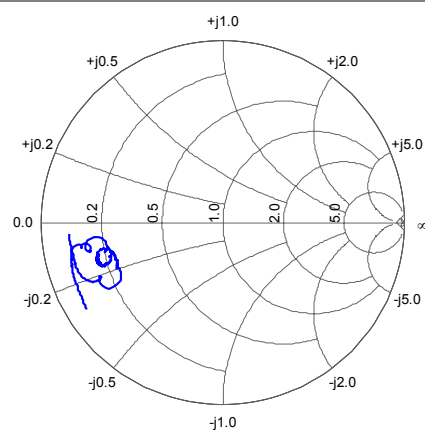


Horizontal: 2MHz/Div Vertical: 20deg/Div

Smith Chart S11



Smith Chart S22



SIPAT Co., Ltd.
(CETC No.26 Research Institute)
#14 Nanping Huayuan Road,
Chongqing, China, 400060

Part Number	LBN140A37	
Rev. Date	2009-07-30	
Ver.	1.0	Page 3/3